



Knowledgebase > Provider > Ads > How do I pause/resume my ad?

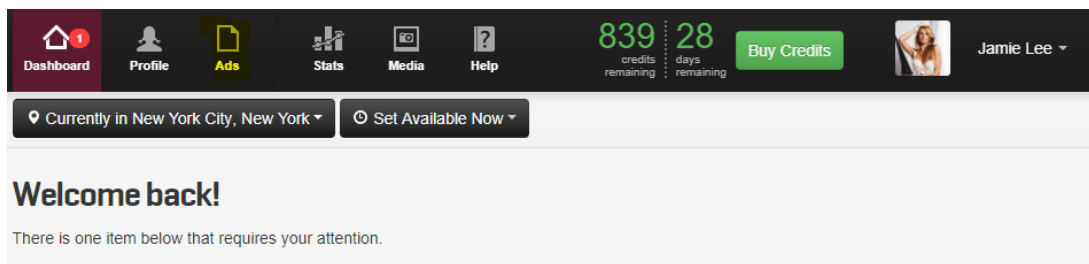
How do I pause/resume my ad?

Ria - 2020-07-29 - Ads

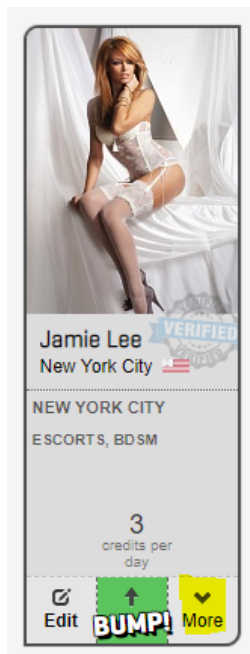
To Pause / Resume your ad, you first need to access the "Ads" section of your Slixia account:

<https://e.slixia.com/ads> (Ads tab at the top of your dashboard)

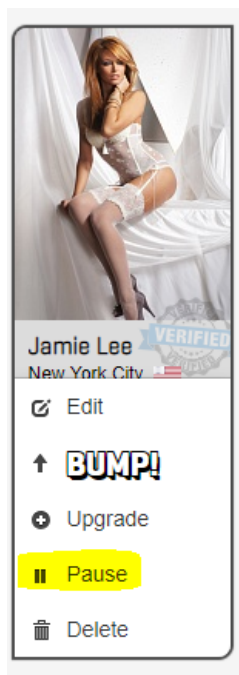
Enter the Ads section



To pause your ad, select "More"



And click the "Pause" option



If your ad is paused and you wish to resume it, simply click the "Resume" option.

