



Knowledgebase > Provider > Ads > How do I change locations on my ad?

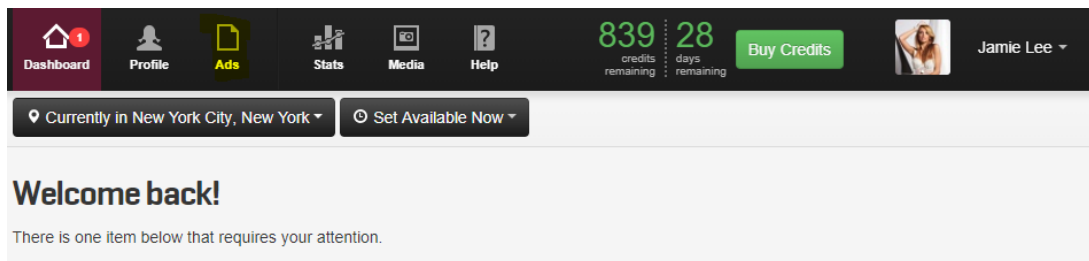
How do I change locations on my ad?

Ria - 2020-07-29 - Ads

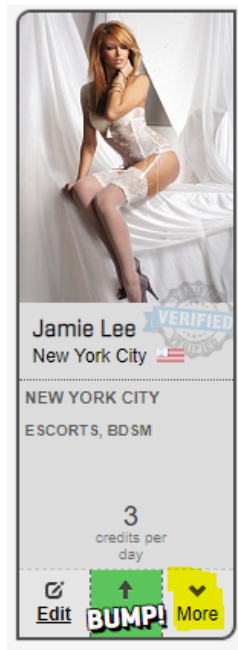
To change cities you just need to create a new ad and delete or pause the old one. This takes less than a minute!

Go to your Ads page (Ads tab at the top of your dashboard. Select "Pause Ad" or "Delete Ad" on the old ad, then click the "+New Ad" button to create a new ad in a different city:

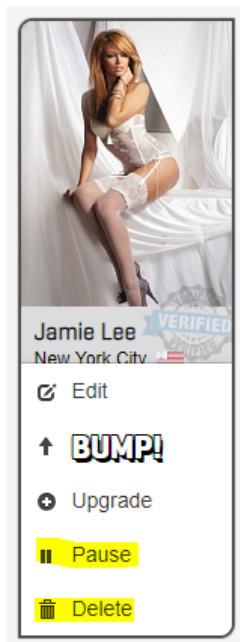
<https://e.slixia.com/ads>



Click More



Select "Pause" or "Delete"



Click the blue button "New Ad" to create your ad:



Be sure to also change your current location by clicking on the black 'Currently in..' button located at the top of your main dashboard page:

<https://e.slixa.com/>

